

MEDICATION CARTS

ACCESSORIES

- WORKTOP & SIDE SHELF ***
CRTA-SLSHLF-R
Worktop: ABS 60x40cm (24x16")
+ Stainless Steel 40x30cm (16x12")



- WORKTOP GALLERY TOP**
CRTA-TOPPC-3SGT
Worktop: ABS 60x40cm (24x16")



- WORKING SURFACE**
CRTA-TOPPC-ST
Standard for procedure cart
Worktop: 60x40cm (24x16")



- IV POLE**
CRTA-IVPOLE-HA
Height adjustable IV Pole
Max height 188cm (74")



- COMBINATION LOCK**
CRTA-MK39/43ELKIT
Electronic Lock With four-digit user code



- TILT-BIN HOLDER 2 ****
#CATA-TRL-2
Tilt-Bin Holder for 2 Rows
Height above cart: 62.1cm (24.8")



- TILT-BIN HOLDER 3 ****
#CATA-TRL-3
Tilt-Bin Holder for 3 Rows
Height above cart: 86cm (34.4")



- ALUMINUM ACCESSORY RAIL**
#CRTA-SRAIL-MK/NM
For mounting various accessories on Carts



- HAZARD BIN HOLDER**
#CRTA-HAZB-HL
Powder coated steel



- SIDE CATHETER BOX**
#CRTA-CATH-HLD
10.2x10.2x45cm (4x4x18")
Steel boxes with flexiglass panel




- GLOVE HOLDER**
#CRTA-GLVBX
For holding 3 disposable glove boxes 24x16.4x9.2cm (9.6x6.5x3.7")



- TRIO GLOVE HOLDER**
#CRTA-GLOVBX-3
For holding disposable glove boxes 24x16.4x9.2cm (9.6x6.5x3.7")



- SIDE BASKET**
#CRTA-SBASKET
Wire Side Basket
44x16x19cm (17.6x6.4x7.6")



- WASTE BASKET**
#CRTA-WSBIN
Waste Basket, Large with Holder 26x20x36.5cm (10.4x8x14.6") - 10L



- PUSH HANDLE**
#CRTA-SRAIL-MK/NM
Aluminum 40cm (16")



- FOLDABLE FRAME**
#CRTA-SFRAME-FL
For side Shelf/side Tray



Should be ordered with 1 or 2 accessory rails

* Note: Side shelf with gallery top is optional and should be ordered separately


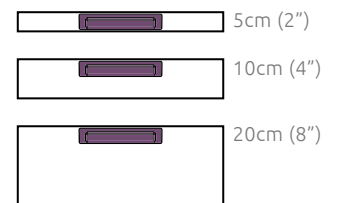
** Bin should be ordered separately

M39-MED1



MULTIPLE DRAWER FRONTS CONFIGURATIONS

Drawer front configuration can be changed instantly without the use of tools i.e. single set of 10cm (4") drawer can be changed with 2 sets of 5cm (2") drawers .



* Medication cassette item # MED-CAST-4L
 * Medication drawers item # MED-DWR



CRT-M39KL-44448
 + CRTA-MEDCART-4LVL

CRT-M43KL-44448
 + CRTA-MEDCART-4LVL