

CARTS CONFIGURATIONS

Ecoline carts drawer fronts configurations

The Ecoline carts product range is extremely diversified, Here are some examples for the available configurations of the high procedure cart 109cm (43"):






CRT-M39KL-44448 + CRTA-TOPPC-3SGT

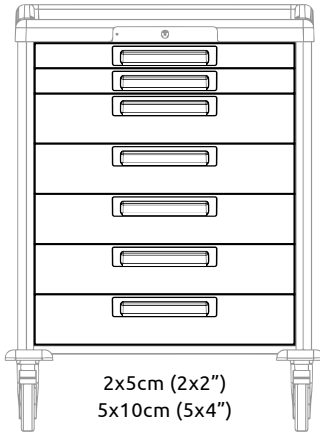
EcoLine cart with drawers,

Standard cart configuration:
4x10cm (4x4"), 1x20cm (1x8")

Heights chart:

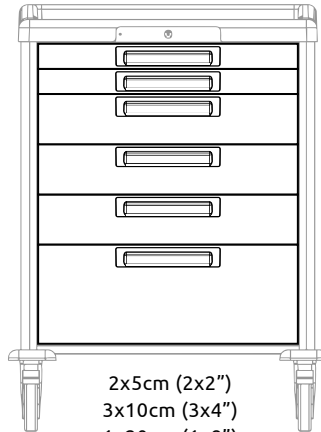
	CRT-M31KL- 448	CRT-M35KL- 4448	CRT-M39KL- 44448	CRT-M43KL-444448
 STANDARD WORKING SURFACE	74CM (29")	86CM (34")	98CM (38.5")	110CM (43.5")
 WORKTOP GALLERY TOP	80CM (31.5")	92CM (36")	104CM (41")	116CM (46")
 WORKTOP & SIDE SHELF	85CM (33.5")	97CM (38")	109CM (43")	121CM (48")

CRT-M39KL-224444




2x5cm (2x2")
5x10cm (5x4")

CRT-M39KL-224448



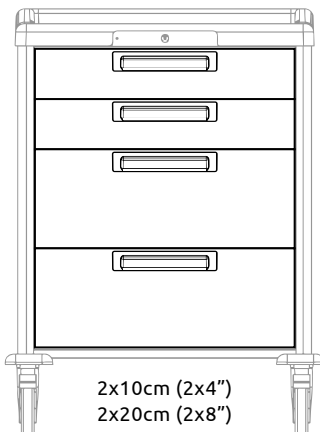
2x5cm (2x2")
3x10cm (3x4")
1x20cm (1x8")

CRT-M39KL-444444




6x10cm (6x4")

CRT-M39KL-4488



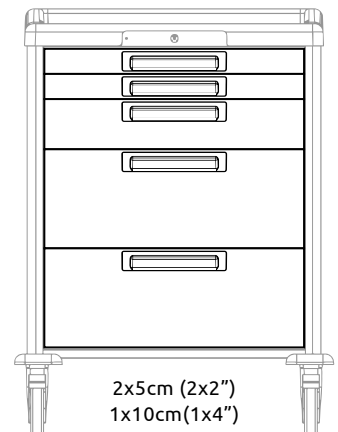
2x10cm (2x4")
2x20cm (2x8")

CRT-M39KL-888



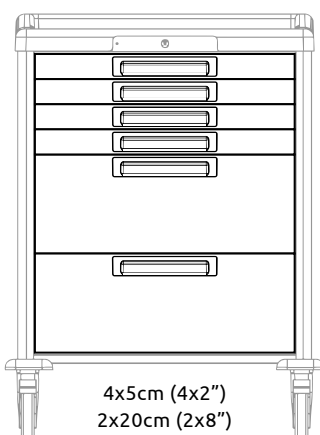
3x20cm (1x8")

CRT-M39KL-22488



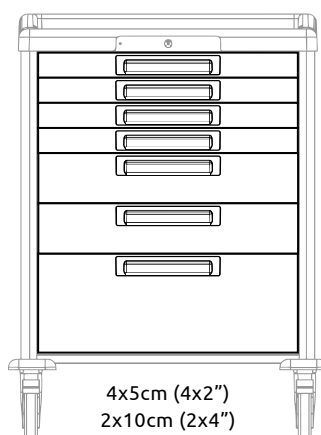
2x5cm (2x2")
1x10cm (1x4")
2x20cm (2x8")

CRT-M39KL-22228



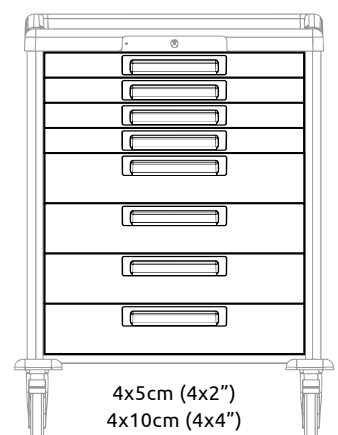
4x5cm (4x2")
2x20cm (2x8")

CRT-M39KL-2222448



4x5cm (4x2")
2x10cm (2x4")
1x20cm (1x8")

CRT-M39KL-22224444



4x5cm (4x2")
4x10cm (4x4")